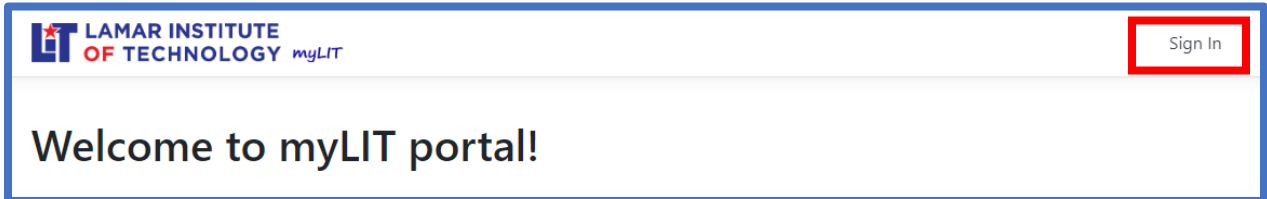


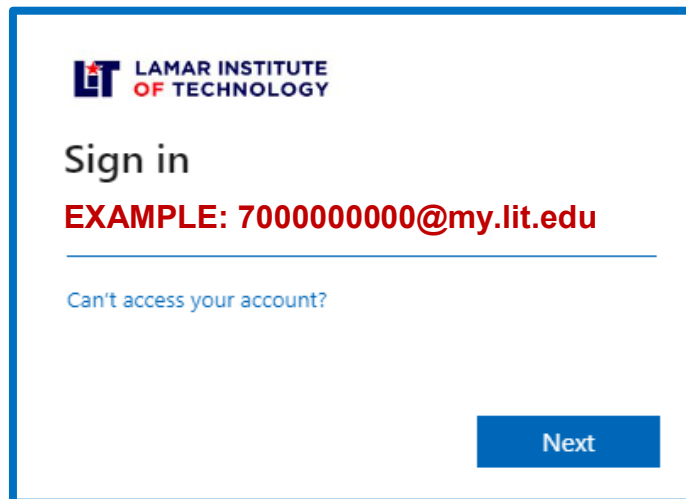
TDCJ Password Instructions

RESETTING YOUR PASSWORD

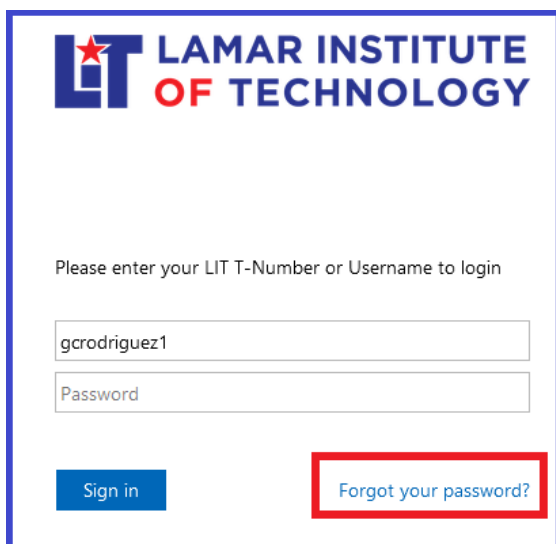
1. On a computer, go to my.lit.edu
2. Click “Sign In” in the top right corner



3. Sign in using your TDCJ username@my.lit.edu and click Next

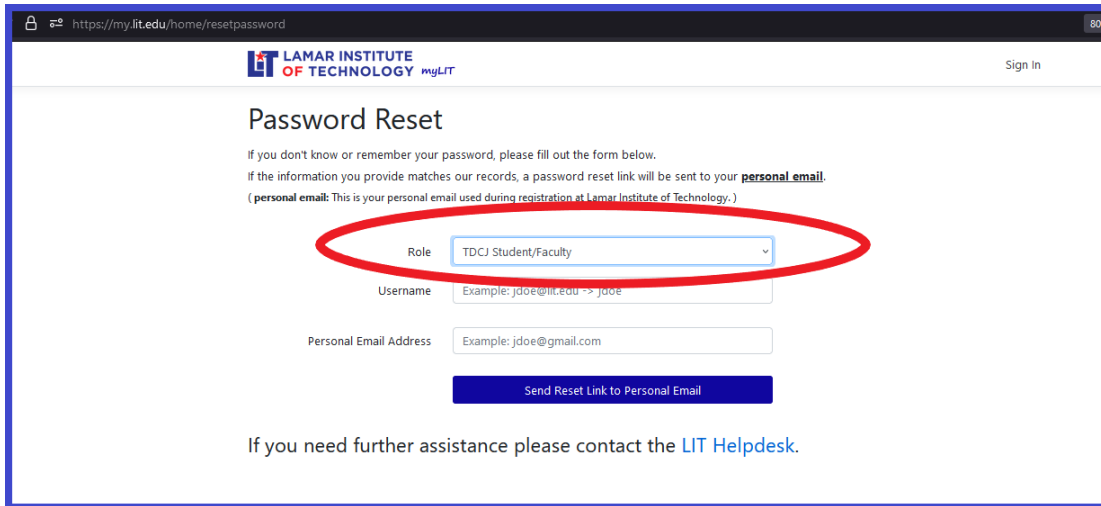


4. Click on “Forgot your password?” link.



TDCJ Password Instructions

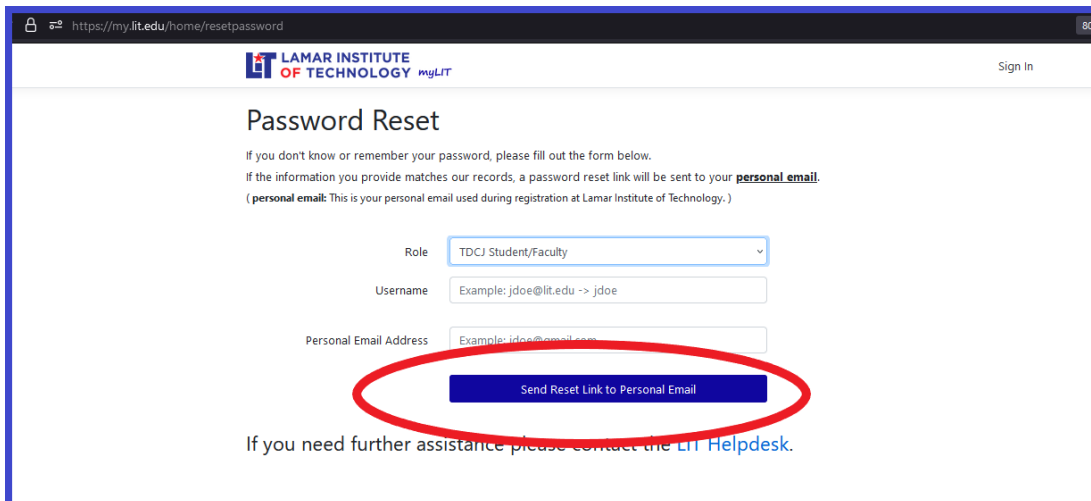
5. Select "TDCJ Student/Faculty" from the drop-down.



The screenshot shows the Lamar Institute of Technology (LIT) Password Reset page. The URL is https://my.lit.edu/home/resetpassword. The page title is "Password Reset". Below the title, there is a "Sign In" link. The main content area contains the following text: "If you don't know or remember your password, please fill out the form below. If the information you provide matches our records, a password reset link will be sent to your **personal email**. (personal email: This is your personal email used during registration at Lamar Institute of Technology.)". Below this text is a form with three input fields: "Role" (a dropdown menu with "TDCJ Student/Faculty" selected), "Username" (with the example "Example: jdoe@lit.edu -> jdoe"), and "Personal Email Address" (with the example "Example: jdoe@gmail.com"). A blue button labeled "Send Reset Link to Personal Email" is positioned below the form. At the bottom of the form area, there is a link to "LIT Helpdesk".

6. Enter your:
 - a. Username: Will either be your CEXX, 7XX, or username account
 - b. Personal Email Address: your email address on file with TDCJ
 - i. If you do not have an email with TDCJ, enter "username@noemail.edu", replace *username* with your actual username that you use to login to Blackboard.

7. Click "Send Reset Link to Personal Email"



The screenshot shows the same Lamar Institute of Technology Password Reset page as in the previous image. The form fields are now filled with the following values: "Role" is "TDCJ Student/Faculty", "Username" is "Example: jdoe@lit.edu -> jdoe", and "Personal Email Address" is "Example: jdoe@gmail.com". The blue button labeled "Send Reset Link to Personal Email" is now highlighted with a red oval. The rest of the page content remains the same.

8. Follow the instructions sent in the email to reset your password.